


How to add a new device

Let's get started!



1. Sign in using your UTEP account.

 **UTEP Shibboleth Identity Provider**
THE UNIVERSITY OF TEXAS AT EL PASO

Sign in with your UTEP account

USERNAME:

PASSWORD:

[Login](#)

[Get your UTEP account here](#)
[Change Password](#)
[Forgot your Password](#)

Unauthorized use of this system is prohibited. Usage may be subject to security testing and monitoring. Misuse is subject to criminal prosecution; and no expectation of privacy except as otherwise provided by applicable privacy laws.


Use of this site is subject to UTEP's policies. Any use of this site not covered by UTEP policy is prohibited.


Welcome to The University of Texas at El Paso

Please sign in using your UTEP account.

Unauthorized use of this system is prohibited. Usage may be subject to security testing and monitoring. Misuse is subject to criminal prosecution; and no expectation of privacy except as otherwise provided by applicable privacy laws.


Use of this site is subject to UTEP's policies. Any use of this site not covered by UTEP policy is prohibited


 **Shibboleth®**

 [State Reports](#) | [UT System](#) | [Customer Service Statement](#) | [Site Feedback](#) | [Required Links](#) | [CLERY Crime Statistics](#)
The University of Texas at El Paso | 500 West University Avenue | El Paso, Texas 79968 | (915) 747-5000

1. Add a new device

Click on the link **Add a new device**



[What is this?](#) 

[Add a new device](#)


[My Settings & Devices](#)

[Need help?](#)


Add a new device

First, we need to confirm it's really you. Choose an authentication method below to begin adding a new device to your Duo account.


Choose an authentication device

Mobile (XXX-XXX-5555) 

Choose an authentication method

 Call Me


Call Me


 Enter a Passcode

Enter a Passcode

2. Choose an authentication method

Click **Enter a Passcode** or **Call Me**



[What is this?](#) 

[Add a new device](#)

[My Settings & Devices](#)

[Need help?](#)


Add a new device

First, we need to confirm it's really you. Choose an authentication method below to begin adding a new device to your Duo account.


Choose an authentication device

Mobile (XXX-XXX-5555)

Choose an authentication method


 Call Me

Call Me

 Enter a Passcode

Enter a Passcode

If you click enter a passcode. Then click **Send codes** on the bottom.



What is this? [↗](#)


[Add a new device](#)

[My Settings & Devices](#)

[Need help?](#)

First, we need to confirm it's really you. Choose an authentication method below to begin adding a new device to your Duo account.

Choose an authentication method

 Call Me

Call Me

Log In


Next SMS passcode starts with 2.


Send codes

×

3. Enter your passcode

Enter one of the passcodes sent to your device. Then click **Log in**.



[What is this?](#) 

[Add a new device](#)

[My Settings & Devices](#)


[Need help?](#)

First, we need to confirm it's really you. Choose an authentication method below to begin adding a new device to your Duo account.

Choose an authentication device

Mobile (XXX-XXX-5555)


Choose an authentication method

 Call Me

Call Me


1749545


Log In

Successfully sent codes. 

4. Choose Your Authenticator

We recommend using a smartphone for the best experience.



[What is this?](#) 

[Add a new device](#)

[My Settings & Devices](#)

[Need help?](#)

Add a new device

I am enrolling a ...

☒ **Mobile phone** RECOMMENDED

☐ **Tablet** (iPad, Nexus 7, etc.)


☐ **Landline**


[Continue](#)

5. Type Your Phone Number

Select your country and type your phone number. You can enter an extension if you chose "Landline" in the previous step.

Then double-check that you entered it correctly, check the box, and click **Continue**



[What is this?](#) 

[Add a new device](#)


[My Settings & Devices](#)

[Need help?](#)

Add a new device

My device's phone number is...

United States

+1 777-777-7777 

ex: (201) 234-5678


☒ (915) 422-9709 is the correct number.


Back

Continue

6. Choose Platform

Choose your device's operating system.



[What is this?](#) 

[Add a new device](#)

[My Settings & Devices](#)

[Need help?](#)

Add a new device

☎ 915-422-9809

My device is a...

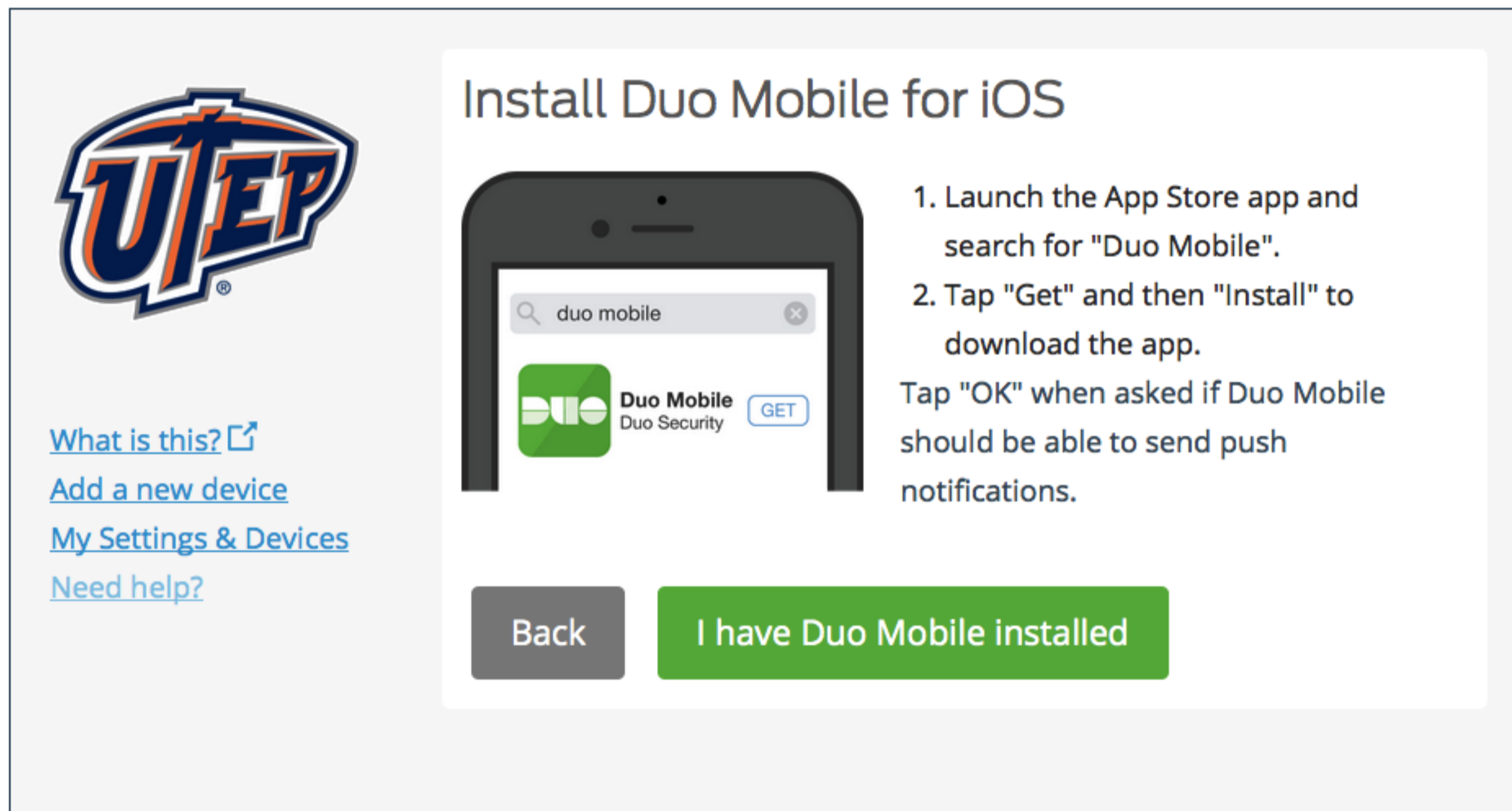
- ☒ **iPhone**
- ☐ **Android**
- ☐ **BlackBerry**
- ☐ **Windows Phone**
- ☐ **Other** (and cell phones)

BackContinue

7. Install Duo Mobile

Duo Mobile is an application that runs on your phone and helps you authenticate. Without it you'll still be able to log in using a phone call or text message, but Duo strongly recommends that you use Duo Mobile to authenticate quickly and easily.


Follow the platform-specific instructions on the screen to install Duo Mobile.



8. Activate Duo Mobile

Activating the application will link to your device/account so you can use it for authentication.


On iPhone, Android, Windows Phone, and BlackBerry 10, activate Duo Mobile by scanning the barcode with the app's built-in barcode scanner. Choose your platform for specific instructions:



[What is this? ↗](#)
[Add a new device](#)
[My Settings & Devices](#)
[Need help?](#)

Add a new device

Activate Duo Mobile for iOS

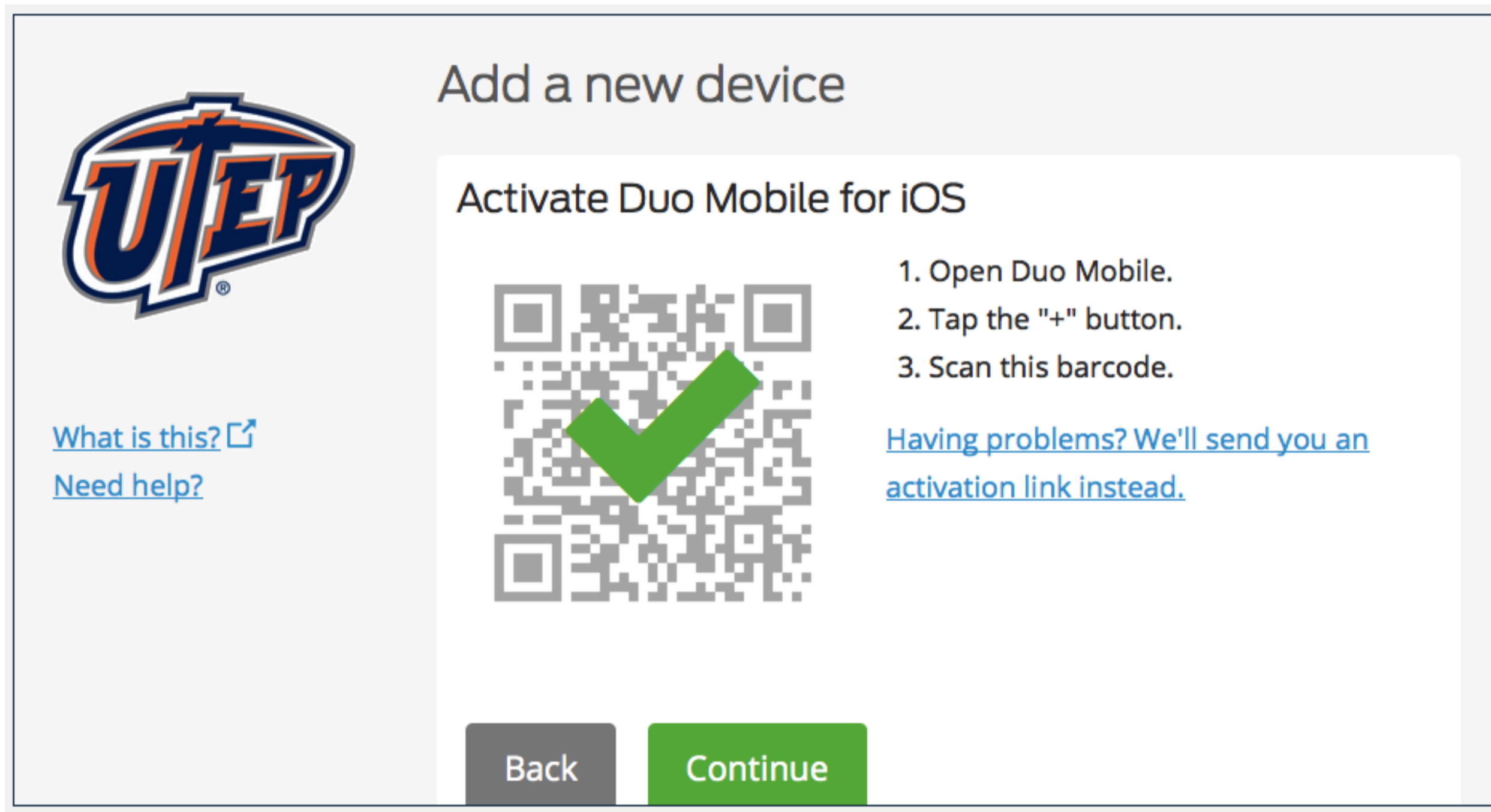


1. Open Duo Mobile.
2. Tap the "+" button.
3. Scan this barcode.

[Having problems? We'll send you an activation link instead.](#)

BackContinue


The "Continue" button is clickable after you scan the barcode.



Can't scan the barcode? Click the link and then follow the instructions.

9. My Settings & Devices

Scroll down and click **Done**.



My Settings & Devices

[What is this?](#) [Need help?](#)

My default device is:

iOS (XXX-XXX-5555)

This device can automatically receive a request when you need to log in with two-factor authentication.

☐ Automatically send me a:

- ☐ Duo Push
- ☐ Phone Call

Save

My Devices

Device successfully added! [Continue to login](#) ✕

Enrollment Complete!

